

# Columbia DENTOFORM

---



**DENTALEZ**

*Connecting innovation to care*

---

DENTALEZ® is focused on providing innovative solutions that make a true difference in oral healthcare including our Columbia teaching aids. Columbia Dentoform® partners with universities and physicians to develop teaching solutions that simulate conditions our future dental professionals will encounter in everyday practice.

Our typodonts and teeth can be customized to provide unique solutions for all types of Dental Teaching Institutions and Veterinary Dentistry. Specialty areas include orthodontic, endodontic, treatment planning/implants, periodontic, pediatric and both canis and catus veterinary models.

Columbia manikins simulate human anatomy with a true-to-size oral cavity. We have a breadth of manikins available: X-ray (adult and pediatric), Anesthesia, Treatment Planning/Surgical, Magnetic Quick Exchange and Universal (adult & pediatric).

We at Columbia Dentoform look forward to partnering with you to provide the teaching aids to fit your program. For additional information about Columbia Dentoform Teaching Aids, please visit [www.columbiadentoform.com](http://www.columbiadentoform.com).

***Columbia Dentoform specializes in custom made products!***

See New Product Request form at [www.dentalez.com/custom-typodonts](http://www.dentalez.com/custom-typodonts) or call Customer Support at 800.293.5206.



# TABLE OF CONTENTS

## COLUMBIA DENTOFORM

<b>Manikin Systems</b>	<b>4</b>	<b>760 Series Pediatric Typodonts</b>	<b>22</b>
Surgio, Treatment Planning Surgical Implant Manikin System	4-5	760 Pediatric Typodonts	22
Oral Anesthesia Manikin	6	760 Pediatric Replacement Teeth	22
Magnetic Quick Disconnect Manikin System (MQDMS)	7	<b>2760 Series Pediatric Typodonts</b>	<b>23</b>
Adult Universal Manikin System	8	2760 Mixed Dentition Typodonts	23
Adult X-Ray Manikin System	9	<b>Replacement Gingiva</b>	<b>24</b>
Pediatric Universal Manikin System	10	<b>Rubber Molds</b>	<b>25</b>
Pediatric X-Ray Manikin System	11	<b>Clamps and Screws</b>	<b>26</b>
<b>860 Series Adult Typodonts</b>	<b>12</b>	<b>Mounts</b>	<b>27</b>
860 Adult Typodonts	12	<b>Accessories</b>	<b>28</b>
860 Adult Replacement Teeth	13	Oral Covers	28
860 Adult Specialty Teeth	14-15	Adult Tongue	28
860 Adult Exam Teeth	16	Tooth Carving Manual	28
<b>1560 Series Adult Typodonts</b>	<b>17</b>	Wax Carving Blocks	28
1560 Adult Typodonts	17	<b>SED-KIT</b>	<b>29</b>
1560 Adult Replacement Teeth	17	<b>Veterinary Dental Teaching Aids</b>	<b>30</b>
1560 Adult Specialty Teeth	18	Canine Typodonts	30
<b>Dental Hygiene Typodonts</b>	<b>19</b>	Feline Typodonts	30
Patient Teaching Aids	19		
<b>Periodontal Adult Typodonts</b>	<b>20</b>		
<b>Prosthodontic Typodonts</b>	<b>21</b>		

## RETURN POLICY

1. If product is being returned for credit a Return Merchandise Authorization number is required. Please be sure to include the Return Merchandise Authorization number on the package you are returning. Products returned for credit without a Return Authorization Number cannot be accepted and will be returned to the customer. There will be a 15% handling charge (\$25 minimum) for items returned for restocking. Product returns more than 60 days old cannot be returned for credit. The authorization expires if the products listed are not received within 30 days from date authorization is approved. The amount of credit authorized will be at the sole discretion of DENTALEZ. Please visit [www.columbiadentoform.com](http://www.columbiadentoform.com) to request RMA number.

2. Custom ordered products cannot be returned for credit.

## LIMITED WARRANTY STATEMENT

Visit <https://www.dentalez.com/columbia-dentoform-warranty> for the warranty information.

# ***Surgio, The Treatment Planning and Implant Manikin***



## *Surgio Treatment Planning and Implant Manikin System*

Surgio allows for treatment planning as well as implant placement. Students will experience working within the true confines of the oral cavity, managing light obstruction and refraction, tissue rebound and tongue protrusion. Experience the “real feel” of soft tissue cutting, bone exposure, implant placement, suturing, and post-operative implant restoration. The simulated oral cavity is the size of an average human mouth including accurately sized sinus cavities.

## Accurately Simulated

### Gingiva

- Gingiva attached to periosteum and can be sutured

### Bone

- Simulated bone densities: D1 (symphysis), D2 (posterior mandible, D3 (anterior maxilla), D4 (posterior maxilla)
- Edentulous mandible can be used for denture impression/fabrication technique

### Tissue

- Labial tissue reacts and rebounds like human cheeks
- Simulated maxillary sinus with Schneiderian Membrane
- Tissue can be impressed with PVS, polyether or putty impression materials without releasing agent needed

### Types of Procedures

- Implant techniques that can be performed: single unit #5, aesthetic single unit #9, two implant w/3 unit bridge (post sinus lift) #12 – 14, sinus lift (lateral wall or crestal approach), two implant placement for Locator overdenture retrofit, tilted implant protocol on 4 implants (i.e. all on 4)
- Can perform Caldwell/Luck or Summers lift techniques

### Surgical Implant Manikin System

#### Normal Ridge Mandible for Novice Implant Training

#### Part No:

1KSURGIO (light skin tone)

1KSURGIO.MED (medium skin tone)

1KSURGIO.DRK (dark skin tone)



**Surgio is available in three skin tones: light, medium, and dark**



Light



Medium



Dark

## Oral Anesthesia Manikin

The Columbia Dentoform® 10 Sensor Oral Anesthesia Manikin is intended for oral anesthesia dry injection simulation training in academic settings to support professional instruction of local anesthesia techniques.

This Manikin includes a cranium with visually indicating light, flesh-tone silicon designed to simulate real skin, anatomically correct maxilla and mandible, and permanent teeth.

Five (5) nerve regions represented by ten (10) dedicated sensors that provide audio and visual feedback when injection region is successfully located.



**Ten Sensory Landmarks with Light and Sound**

Part No: 1KOATMLSXS.19



**Ten Sensory Landmarks with Sound Only**

Part No: 1KOATMSXS.24



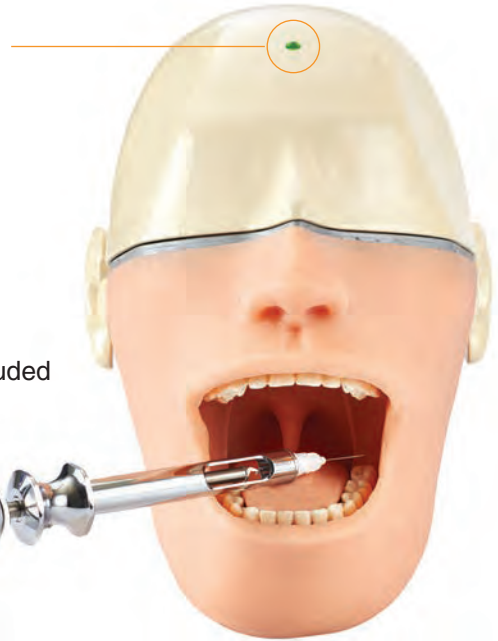
**Ten Sensory Landmarks with Light Only**

Part No: 1KOATMLXS.24

**Manikin Has No Light or Sound Sensors**

Part No: 1KOATMB13

Indicator Light



Syringe not included

### Sensor Locations

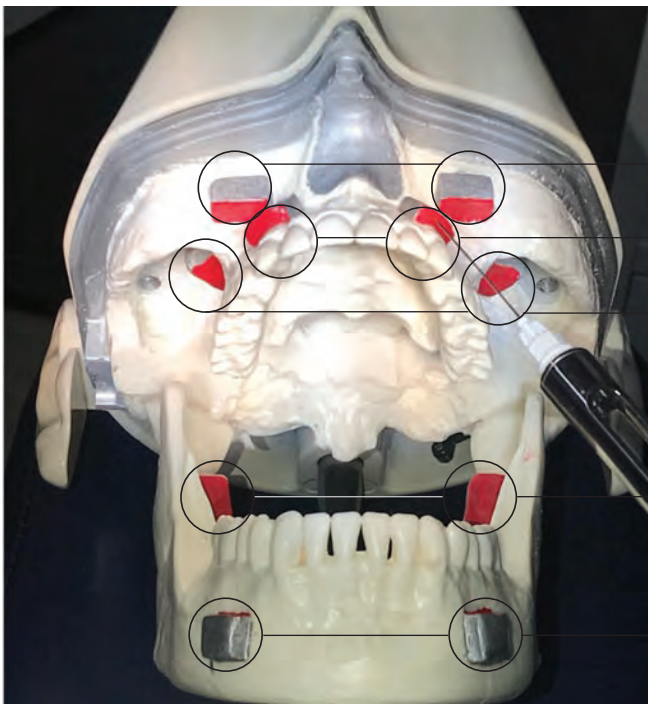
Infraorbital Nerve Block

Anterior Superior Alveolar Nerve Block

Posterior Superior Nerve Block

Inferior Alveolar Nerve Block

Mental Nerve Block



Mounts are sold separately, please see page 27.

## Magnetic Quick Disconnect Manikin System (MQDMS)

This manikin utilizes magnets for rapid typodont interchange. It eliminates the need to remove the cranium and articulator from the mounting post to remove typodonts.



## Magnetic Quick Disconnect System

Part No: 1KMQDMS  
(typodont not included)

## Replacement Components

### Cranium

With magnets and ears.

Part No:  
1KAH1AE.20



### Magnetic Quick Disconnect (MQD) Articulator Spring-Joint

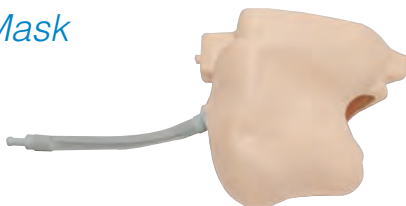
Attaches to cranium and allows quick interchange of typodonts.

Part No: 1KAMQD



### Drainage Mask

Part No:  
1KDM1



### Magnetic Quick Disconnect Typodonts

Maxilla and mandible with removable teeth and soft gingival facings. Used with the Magnetic Quick Disconnect Manikin System.



### Part Number

1MJPV8612MQD	Adult 860, 32 removable teeth
1MJPV15612MQD	Adult 1560, 32 removable teeth

Mounts are sold separately, please see page 27.

## ADULT UNIVERSAL MANIKIN SYSTEM

### Adult Universal Manikin with Chair Mount



Part No: 1KM1RDA8.SB

#### Components

- Adult Cranium
- Fletcher Face Mask
- 860 series Typodont
- Chair Mount



Part No: 1KM1RDA8

### Replacement Components

#### Adult Cranium

Part No:  
1KAH1BP.URE



#### Fletcher Plassen Face Mask

Part No:  
1KFLETCHER rubber (shown)



#### 860 Series Typodont (default model)

Part No:  
1MSMPVR860 CSB



#### Chair Mount with Small Ball Joint

Easily mounts to chair headrest.

Part No:  
1KM1R10SB





## ADULT X-RAY MANIKIN SYSTEM

*X-Ray Manikin System—Used for digital or traditional X-Ray training.*



Part No: 1KM1974SB

### Components

- Adult Cranium
- Fletcher Face Mask
- Adult Radiographic Typodont
- Chair Mount



Part No: 1KM1974

## Replacement Components

### Adult Cranium

Part No:  
1KAH1BP.URE



### Fletcher Plassenin Face Mask

Part No:  
1KFLETCHER rubber (shown)  
1KXPH2 (latex)



### Adult X-Ray Articulated Typodont

With tongue mounted on Magnetic Quick Disconnect Articulator trays.

Part No:  
1M1974RAD



### Chair Mount with Small Ball Joint

Easily mounts to chair headrest.

Part No:  
1KM1R10SB



NOTES:  
See accessories, page 26 for O-Rings and Sliding Clamp Replacements.

## PEDIATRIC UNIVERSAL MANIKIN SYSTEM

### Pediatric Universal Manikin with Chair Mount

#### Components

- Pediatric Cranium
- Pediatric Face Mask
- 760 series Typodont
- Chair Mount

Part No: 1KM1RDA7



### Replacement Components

#### Pediatric Cranium

Part No:  
1KAH7BP.3D.25



#### Pediatric Plassein Face Mask

Part No:  
1KMIKEY (latex)



#### 760 Pediatric Series Typodont

24 removable Ivorine teeth with soft gingiva.

Part No:  
1MPVNR760



#### Optional Chair Mount with Small Ball Joint

Easily mounts to chair headrest.

Part No:  
1KM1R10SB



# PEDIATRIC X-RAY MANIKIN SYSTEM

## Pediatric X-Ray Manikin System

### Components

- Pediatric Cranium
- Pediatric Radiographic Typodont
- Pediatric Face Mask
- Chair Mount

Part No: 1KM765



## Replacement Components

### Pediatric Cranium

Part No:  
1KAH7BP.3D.25



### Pediatric Plassen Face Mask

Part No:  
1KMIKEY (latex)



### Pediatric X-Ray Typodont

Part No:  
1M765



### Optional Chair Mount with Small Ball Joint

Easily mounts to chair headrest.

Part No:  
1KM1R10SB



## 860 SERIES ADULT TYPODONTS

These typodonts and replacement teeth can be utilized for teaching restorative, fixed prosthodontics, orthodontic, endodontic, partially edentulous, anatomy, and occlusion courses. Typodonts include 30-Degree Condyle, and inclined Curve of Spee. There is a vast selection of replaceable teeth for additional practice. These typodonts can be mounted separately or used with a manikin system.

### *860 Articulated Typodont with Upper Bushings*

32 Removable Teeth with Soft Gingiva. Upper Bushings to keep maxilla open. Spring-joint articulator.

Part No:  
1MSMPVR860 CSB



### *860 Magnetic Quick Disconnect Articulated Typodont*

32 Removable Teeth with Soft Gingiva. Spring-joint articulator. Used with Magnetic Quick Disconnect Manikin System (MQDMS).

Part No:  
1MPVR860MQD



### *860 Articulated Typodont with Clear Gingiva and Upper Bushings*

32 Removable Teeth with Clear Soft Gingiva. Upper Bushings to keep maxilla open. Spring-joint articulator.

Part No:  
1MSMCPVR860 CSB



### *860 Articulated Adult Typodont with Upper and Lower Bushings*

32 Removable Ivorine Teeth with Soft Gingiva. Upper and Lower Bushing to secure mouth open. Spring-joint articulator.

Part No:  
1MPVR860ULB CSB



### *860 Articulated Typodont*

32 Removable Teeth with Hard Gingiva and Inclined Curve of Spee. Spring-joint articulator.

Part No:  
1M860



### *860 Articulated Typodont used with Kavo Magnetic Mount*

32 Removable Ivorine teeth with Soft Gingiva. Front screws for mounting rubber dams. Spring-joint articulator. Made for Kavo Magnetic mount.

Part No:  
1MSMPVR860KM



### *GALLER*

With crowded teeth.

Part No:  
1MJ861 GALLER

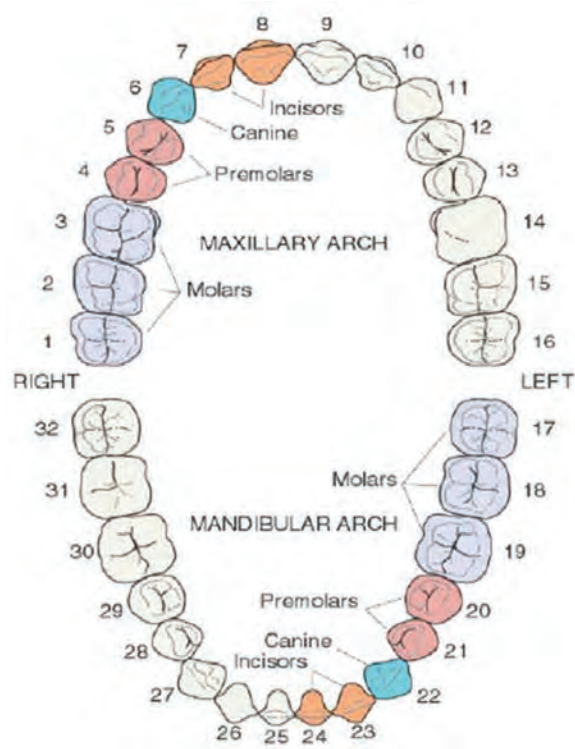


## REPLACEMENT TEETH FOR 860 ADULT TYPODONTS

We collaborate with various institutional partners to provide a comprehensive selection of replacement and specialty teeth. These replacement and specialty teeth are designed to adapt to changing curriculum and provide students the knowledge needed through different dental specialties. There is no limit to our specialty and replacement teeth and the type of restoratives that can be used within a single typodont.

### Ivory® Teeth

The tooth numbers to the right in the image (1-32) correspond with the last two numbers in the 860 Ivory teeth part number.



#### Teeth Part Numbers

186001	186009	186017	186025
186002	186010	186018	186026
186003	186011	186019	186027
186004	186012	186020	186028
186005	186013	186021	186029
186006	186014	186022	186030
186007	186015	186023	186031
186008	186016	186024	186032
18601-32	Set of all 32 860 series teeth		

#### Screws – 0/80 x 11/32

For all non-molar 860 Series teeth.

Part No:  
36632



#### Screws – 2/56 x 3/8

For 860 Series molars,  
#1-3, #14-19, and #30-32 teeth.

Part No:  
32177



Screws not included.

# 860 Series Adult Specialty Teeth

*Specialty teeth are made to order and can be designed as needed. Tooth material is epoxy.*

## Tru Caries Teeth

All Tru Caries teeth provide lifelike identification of *Soft Caries* and tactile and cognitive learnings with spoon excavation and tooth restoration.

### Part Number

1860C03M+O+D.SC.18	1860C13M+O+D.SC.18
1860C04M+O+D.SC.18	1860C14M+O.SC.18
1860C07D.SC.18	1860C19M+O.SC.18
1860C08M+D.SC.18	1860C20D.SC.18
1860C09M+D.SC.18	186C30M+O+D.SC.18



### Nomenclature Key

860 = Type of typodont
C = Caries
30 = Tooth number
M+D = Mesial and Distal

## TDC Caries Teeth

Practice removing *Hard Caries*, and restoring the tooth to its final anatomy and natural shape. Caries available in Mesial, Occlusal, and Distal configurations. Compatible with the 860 series typodonts.



Part No.  
1860C08M+D  
Central Incisor

Part No.  
1860C30M+O+D  
Molar

### Nomenclature Key

860 = Type of typodont
C = Caries
30 = Tooth number
M+D = Mesial and Distal

## Pre-Prepped Teeth

Practice restoring teeth to their original anatomy and natural shape. Pre-prepped teeth are available with multiple delineations and surfaces. Compatible with 860 series typodonts. Note: These teeth are available for exams. Color choices: Pink, Blue, Green, and Yellow.



Part No.  
1860P30DO  
Molar

Part No.  
1860P08D  
Central Incisor

### Nomenclature Key

860 = Type of typodont
P = Prepped Teeth
08 = Tooth number
D = Distal

## Fractured Teeth

Used to teach how to use composites to restore a fractured tooth. Exchange a healthy tooth with the fractured tooth, keeping the same model. Note: These teeth are available for exams. Color choices: Pink, Blue, Green, and Yellow.



Part No.  
1860P10FRAC

### Nomenclature Key

860 = Type of typodont
F = Fractured teeth

## Root Plugs

A root plug can replace a standard tooth, creating an edentulous space to learn how to fabricate multi-unit bridges, using their original model. Root plugs can be used as a base to place implants. Compatible with 860 series typodonts.



Part No.  
1860R  
(insert tooth #)

### Nomenclature Key

860 = Type of typodont
R = Root teeth
30 = Tooth number

NOTES: For pre-prepped teeth or inlays, crown, amalgams, Endo or True Caries, please contact a customer service representative.

## Endodontic Specialty Teeth

Helps students gain knowledge and experience providing real-world endodontic treatment in a simulated environment.

Endodontic teeth are available in Red Pulp, or Gutta Percha with Clear or Cream Root.



### ENDO Root Canal Teeth Long Pulp

Clear natural root, with red pulp. Available in centrals, bicuspids, and molars.  
Teeth numbers: #3, #14, #19, & #30.

Part No: 1860E03PL (Tooth #3)

Part No: 1860E05PL (Tooth #5)

Part No: 1860E14PL (Tooth #14)

Part No: 1860E19PL (Tooth #19)

Part No: 1860E30PL (Tooth #30)



### ENDO Clear Root Tooth with Gutta Percha

Endodontic tooth with Clear Root and Gutta Percha over molded Crown.  
Available in Tooth # 13.

Part No: 1860E13GP (Tooth #13)



### ENDO Root Canal Teeth #5 & #8 – Long Pulp

Endodontic tooth to drill access opening, ream the canal, and fill.

Part No: 1860E08 (Tooth #8)



### ENDO Access Opening Only Tooth – Short Pulp Chamber

Endodontic tooth to drill and locate access opening only. Available in Tooth #3.

Part No: 1860E03

## Screws are included

### Screws – 2/56 x 5/16

For endo molars.

Part No: 31265

### Screws – 0/80 x 1/4

For non-molar and gutta percha endo teeth.

Part No: 34745






#### NOTES:

Endo roots are customizable and can include Gutta Percha or red pulp if desired.  
Please contact our customer service for additional information

## 860 Series Adult Exam Teeth






### EXAM PREPARATION TEETH, BLUE

These teeth are available individually, or as a set of four to include #3MO, #14MOD, #19DO, and #30MOD. #8 PFM available individually only.

Part Number	Description		
1860P1X4 CADA	Set of Four includes #3, 14, 19, and 30		
1860P03MO(BL) CADA	EP-TPR-860 #03/MO CADA Mesial, Occlusal		#3
1860P08PFM(BL) CADA IM	EP-TPR-860 #08/PFM CADA Porcelain Fused to Metal		#8
1860P14MOD(BL) CADA	EP-TPR-860 #14/MOD CADA Mesial, Occlusal, Distal		#14
1860P19DO(BL) CADA	EP-TPR-860 #19/DO CADA Distal, Occlusal		#19
1860P30MOD(BL) CADA.2013	EP-TPR-860 #30/MOD CADA Mesial, Occlusal, Distal – regular in width		#30

### PIT-FISSURE SEALANT TEETH, GREEN

These 860 Series prep pit/fissure teeth are available individually, or as a set of 5 to include #3, 8, 13, 19, and 28.

Part Number	Description		
1860P1X5PIT/FIS	Set of Five #3, 8, 13, 19, and 28 PIT/FIS Sealant Teeth		
1860P03PIT/FIS SCC	EP-TPR-860 #03PIT/FIS ( <i>Sealant Teeth</i> )		#3
1860P08PIT/FIS SCC	EP-TPR-860 #08PIT/FIS ( <i>Sealant Teeth</i> )		#8
1860P13PIT/FIS SCC	EP-TPR-860 #13PIT/FIS ( <i>Sealant Teeth</i> )		#13
1860P19PIT/FIS SCC	EP-TPR-860 #19PIT/FIS ( <i>Sealant Teeth</i> )		#19
1860P28PIT/FIS SCC	EP-TPR-860 #28PIT/FIS ( <i>Sealant Teeth</i> )		#28



## 1560 SERIES ADULT TYPODONTS

These typodonts can be utilized for teaching restorative, fixed prosthodontics, orthodontic, endodontic, partially edentulous, anatomy, and occlusion courses. The 1560 series has keyed teeth to provide accurate anatomy, occlusion, and stability. These typodonts can be bench mounted and used with chair manikin systems.

### 1560 Keyed Teeth Magnetic Quick Disconnect Typodont

With 32 removable indexed Ivorine teeth and soft gums, adapted for magnetic quick disconnect.



Part No: 1MPVR1560MQD

### 1560 Keyed Teeth Typodont with Soft Gingiva

32 Removable Keyed Teeth with Soft Gingiva. Spring-joint articulator.



Part No: 1MPVR1560

### 1560 Keyed Teeth Typodont with Upper and Lower Busings

With 32 Removable Indexed Ivorine teeth, soft gums, with adapted upper and lower bushings. Sprint-joint articulator.



Part No: 1MPVR1560ULB

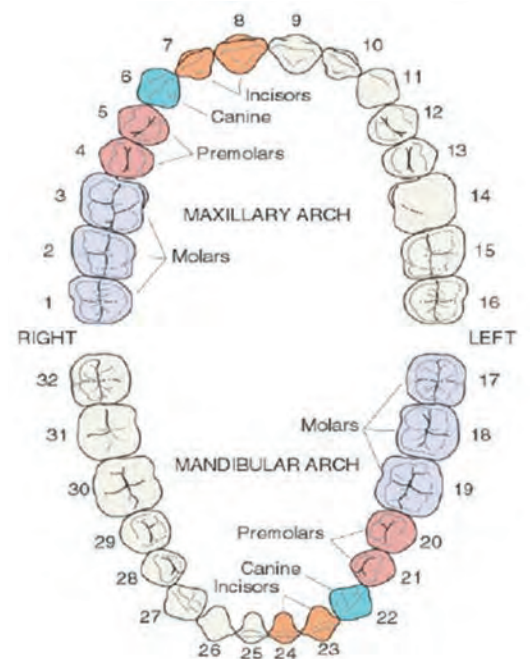
## Replacement Teeth 1560 Series Adult Typodonts Ivory Teeth

The tooth numbers to the right in the image (1-32) correspond with the last two numbers in the 1560 Ivorine teeth part number.

### Part Number

1156001	1156009	1156017	1156025
1156002	1156010	1156018	1156026
1156003	1156011	1156019	1156027
1156004	1156012	1156020	1156028
1156005	1156013	1156021	1156029
1156006	1156014	1156022	1156030
1156007	1156015	1156023	1156031
1156008	1156016	1156024	1156032

115601x32 - Set of 32 teeth



### Screws – 0/80 x 11/32

For all 1560 Series teeth.



Part No: 36632



Screws not included.

# 1560 Specialty Teeth

*Specialty teeth are made to order and can be designed as needed. Tooth material is epoxy.*

## Tru Caries Teeth

All Tru Caries teeth provide lifelike identification of *Soft Caries* and tactile and cognitive learnings with spoon excavation and tooth restoration.

### Part Number

11560C04MOD.SC.21	11560C13MOD.SC.21
11560C08M+D.SC.21	11560C14MO+DO.SC.21
11560C08M+D.SC.V2.21	11560C19MOD.SC.21
11560C09M+D.SC.21	11560C20MOD.SC.22
11560C09M+D.SC.V2.21	11560C29MOD.SC.22
11560C10M+D.SC.22	1156C30MOD.SC.21



### Nomenclature Key

1560 = Type of typodont  
 C = Caries  
 30 = Tooth number  
 M+D = Mesial and Distal

## TDC Caries Teeth

Practice removing *Hard Caries*, and restoring the tooth to its final anatomy and natural shape. Caries available in Mesial, Occlusal, and Distal configurations. Compatible with the 1560 series typodonts.



Part No.  
11560C08M+D  
Central Incisor

Part No.  
11560C30M+O+D  
Molar

### Nomenclature Key

1560 = Type of typodont  
 C = Caries  
 30 = Tooth number  
 M+D = Mesial and Distal

## Pre-Prepped Teeth

Practice restoring teeth to their original anatomy and natural shape. Pre-prepped teeth are available with multiple delineations and surfaces. Compatible with 1560 series typodonts. Note: These teeth are available for exams. Color choices: Pink, Blue, Green, and Yellow.



Part No.  
11560P30DO  
Molar

Part No.  
11560P08D  
Central Incisor

### Nomenclature Key

1560 = Type of typodont  
 P = Prepped Teeth  
 08 = Tooth number  
 D = Distal

## Fractured Teeth

Used to teach how to use composites to restore a fractured tooth. Exchange a healthy tooth with the fractured tooth, keeping the same model. Note: These teeth are available for exams. Color choices: Pink, Blue, Green, and Yellow.



Part No.  
11560P10FRAC

### Nomenclature Key

1560 = Type of typodont  
 F = Fractured teeth

## Root Plugs

A root plug can replace a standard tooth, creating an edentulous space to learn how to fabricate multi-unit bridges, using their original model. Root plugs can be used as a base to place implants. Compatible with 1560 series typodonts.



Part No.  
11560R  
(insert tooth #)

### Nomenclature Key

1560 = Type of typodont  
 R = Root teeth  
 30 = Tooth number

NOTES: For pre-prepped teeth or inlays, crown, amalgams, Endo or True Caries, please contact a customer service representative.

## DENTAL HYGIENE TYPODONTS

Ideal to demonstrate and practice cleaning and scaling methods. Accurate furcation anatomy. Available with either clear or reddish translucent gingiva for instruction on subgingival instrumentation placement, adaption and alignment to the long axis of the tooth, providing excellent visual contrast with silver instrument blade adaptation for supra and subgingival scaling. Adjustable articulator keeps the typodont open for both instrumentation on manikin mount, or patient oral health instruction. Epoxy made.

Articulated Typodont with 32 removable anatomical rooted teeth.

### *Articulated Typodont with Press-In Teeth*

Press-in removable rooted teeth with Pink Gingiva.

Part No: 1MYNR1560

### *Articulated Typodont with Screw-in Teeth*

Screw-in removable rooted teeth with Pink Gingiva.

Part No: 1MSYNR1560

(Note: picture not shown)



## *Patient Teaching Aids*

### *Enlarged Dentoform*

Used to demonstrate brushing and flossing.

Part No:  
1MAHP99



### *Enlarged Toothbrush*

Part No:  
1MISBR2



## PERIODONTAL ADULT TYPODONTS

### Articulated Periodontal Typodonts

Calculus on anatomically rooted teeth, osseous and gingival defects simulate chronic generalized periodontitis. Demonstrated case patterns Type I, II, III, and IV, osseous and gingival defects. Teeth adhere with a simulated periodontal ligament (PDDL) which simulates the feel and resistance of tooth extraction. (*Current Procedural Terminology for Periodontists, 3rd edition*)

Typodonts feature removable and replaceable gingiva.

#### Periodontal Typodont with Pink Gingiva

With calculus and pink gingiva.

Part No:  
1MKM110C



#### Periodontal Typodont with Clear Gingiva

With calculus and clear gingiva to view bone degeneration.

Part No:  
1MKMC110C



#### Periodontal Typodont with Replaceable Natural Root-Teeth

Screw-in Natural Root-Teeth with Calculus and Soft Clear Gingival. Articulated with Upper and Lower Bushings. Edentulous #30.

Part No:  
1MKMC310CULBE30

### KM-E-310 Extraction and Suturing Model

Features a periodontally compromised typodont with 31 natural rooted teeth and #30 edentulous space, used to teach extraction and suturing. The teeth are adhered with a material to simulate the resistance of teeth to be extracted. The student may then practice proper placement of surgical sutures after extraction, implant placement, or root tip removal.

No replacement teeth available for this typodont.

\*These typodonts are made to order.

Please contact your sales representative for additional information.

Part No:  
1MKME310 MU



Sutured extraction

## PROSTHODONTIC TYPODONT

Edentulous articulated typodont with soft pink gingiva and adjustable leveling pin. Ideal for taking impressions and fabricating a full denture.

Edentulous Articulated Typodont with Soft Gingiva

Part No:

1MEDENT COL

Edentulous Articulated Typodont with Hard Gingiva

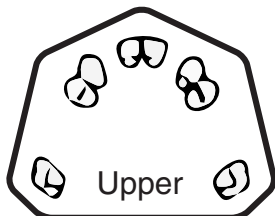
Part No:

1MEDENT AT STILL

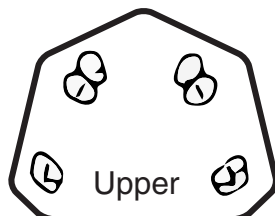


## PARTIAL TYPODONT STONE MODELS

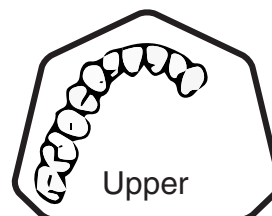
Partially edentulous stone models offering a variety of edentulous combinations for practicing impression taking, frame design and partial denture fabrication.



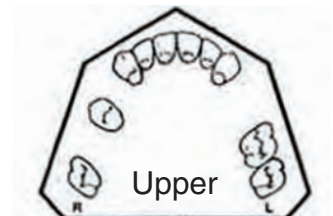
IS567H



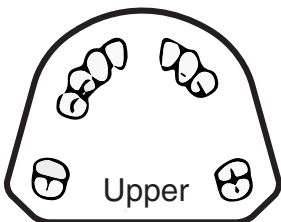
IS567M



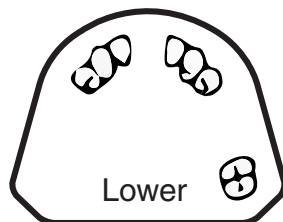
IS567V



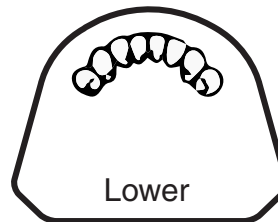
1S567C



IS568C



IS568H



IS568K

## 760 SERIES PEDIATRIC TYPODONTS

### Deciduous Typodonts

Includes six-year molars.

#### 760 Pediatric Typodont

Spring-joint articulated deciduous Dentoform with soft gums and six-year molars. (shown at right)

Part No: 1MPVNR760

#### 760 Pediatric Typodont with Upper Bushings

Peds Deciduous Typodont with Soft Gingiva.

Upper Bushings to hold maxilla open. Spring-joint articulated.

Part No: 1MPVNR760UB



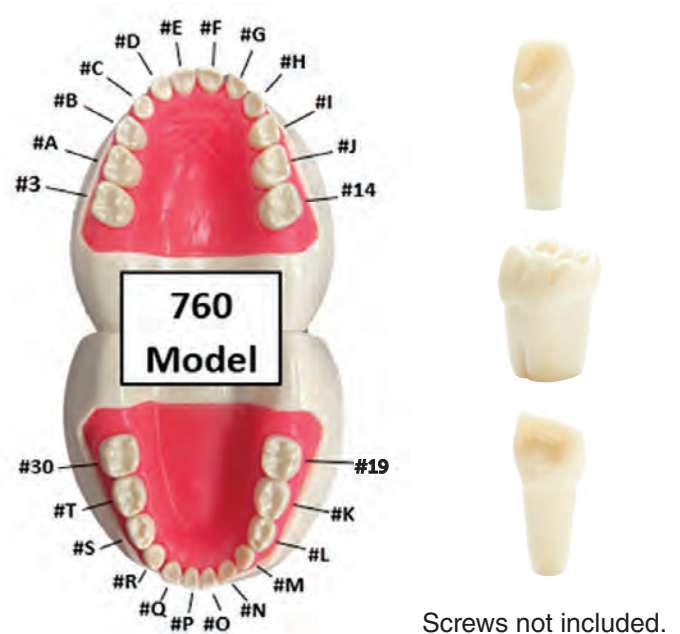
Magnetic Quick Disconnect Articulated Typodont is available for 760 Series Pediatric Typodonts.

### Replacement Teeth 760 Series Peds Typodonts Ivory Teeth

#### Part Number

176003	17600H	17600N
17600A	17600I	17600O
17600B	17600J	17600P
17600C	176014	17600Q
17600D	176019	17600R
17600E	17600K	17600S
17600F	17600L	17600T
17600G	17600M	176030

17601x24 - Set of 24 teeth



Screws not included.

### Pre-Prepped Teeth

We provide a variety of pre-prepped teeth to practice restoring teeth to their natural shape. Compatible with the 760 series.

Part No. 1760P30D

Molar



Part No. 1760P08D

Central Incisor

### Screws – 0/80 x 1/4

Part No: 34745



### ENDO Peds

760 Endodontic tooth with clear root, red pulp, and crown.

Part No: 1760E0A (Tooth A)

Part No: 1760E0B (Tooth B)

Part No: 1760E0F (Tooth F)

Part No: 1760E0I (Tooth I)

Part No: 1760E0J (Tooth J)

Part No: 1760E0K (Tooth K)

Part No: 1760E0L (Tooth L)

Part No: 1760E0S (Tooth S)

Part No: 1760E0T (Tooth T)



Endo Teeth Screws are included 0/80 x 1/4  
Part No: 34745

## 2760 MIXED DENTITION TYPODONTS

Mixed Dentition includes both deciduous and permanent teeth.

### 2760 Mixed Dentition Typodont

24 Removable teeth with Soft Gingiva.  
Spring-joint articulated (shown at right)

Part No: 1MPVR2760



## Replacement Teeth 2760 Series Peds Typodonts


### Upper Part Number

### Lower Part Number

156003	1176009	176019	1176025
17600A	1176010	17600K	1176026
17600B	127600H	17600L	127600R
127600C	17600I	127600M	17600S
1176007	17600J	1176023	17600T
1176008	156014	1176024	176030



Screws not included.



Screws – 0/80 x 11/32

Part No: 36632



# Replacement Gingiva

## Replacement Gingiva

### Set of Upper and Lower Gingiva

#### Part Number

##### Adult

1MG8612	For 860 Series Typodonts
1MG15612	For 1560 Series Typodonts
1MG1112	For 110 Perio Typodont

##### Pediatric

1MG7612	For 760 Series Typodonts
---------	--------------------------



### Upper Gingiva **ONLY**

#### Part Number

##### Adult

1MG861	For 860 Series Typodonts
1MG1561	For 1560 Series Typodonts
1MG111	For 110 Perio Typodont

##### Pediatric

1MG761	For 760 Series Typodonts
--------	--------------------------

### Lower Gingiva **ONLY**

#### Part Number

##### Adult

1MG862	For 860 Series Typodonts
1MG1562	For 1560 Series Typodonts
1MG112	For 110 Perio Typodont

##### Pediatric

1MG762	For 760 Series Typodonts
--------	--------------------------

### Clear Gingiva

Available with Perio Typodonts

#### Part Number

##### Adult

1MGC1112	For 110 Perio Typodont
1MGC3112	For 310 Perio Typodont

#### NOTES:

For gingiva for edentulous typodonts, please contact our customer service representative.

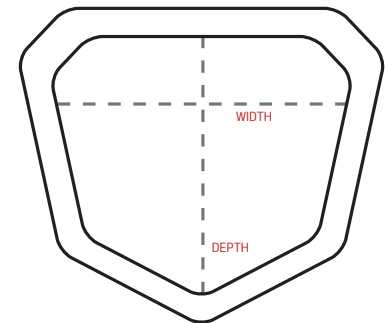


## Rubber Molds for Making Stone Models

### Part Number

1R20	R-20 Adult Rubber Mold Set excludes 3rd molars and with the same dentition as M560, measuring 2-7/8" x 2-3/8"
1R22	R-22 Adult Rubber Mold Set includes 3rd molars and with the same dentition as M560, measuring 3" x 2-1/2" (shown right)
1RM50	RM-50 Adult Edentulous Rubber Mold Set, measuring 2-2/3" x 2"
1RM55	RM-55 Adult Edentulous Rubber Mold Set, measuring 3" x 2-1/2"
1RM60	RM-60 Adult Edentulous Rubber Mold Set, measuring 3-1/4" x 2-7/16"
1R24	R-24 Pediatric Rubber Mold Set includes 24 teeth with 6-year molars and the same dentition as M560, measuring 2-1/4" x 1-5/8"
1RM200	RM-200 Pediatric Rubber Mold Set includes 20 deciduous teeth, measuring 2-1/4" x 1-1/2"
1RM8634	Adult 860 Series Rubber Mold Set with the same dentition as M860

NOTES:  
Use the illustration to the right for width x depth measurements.



## Rubber Base Formers

### Part Number

1R1	R-1 Large Base Former Set, measuring 3-1/2" x 2-1/2" (shown right)
1R2	R-2 Medium Base Former Set, measuring 3-1/4" x 2-1/4"
1R3	R3 Small Base Former Set, measuring 2-13/16" x 1-7/78"
1R1X	R-1x Extra Large Base Former Set, measuring 3-7/8" x 2-15/16"



# Clamps and Screws

## *Stop Clamps for Manikins*

Used with adult and pediatric auxiliary manikins.

A Set of Upper and Lower Stop Clamps  
Part No: 1KSC5



Lower Stop Clamp



Upper Stop Clamp

## *Sliding Clamp Replacement*

For articulated adult and pediatric X-ray typodonts to hold the jaws in an open or closed position.

Part No:  
1KSC2



## *O-Ring Replacement*

For the sliding clamp used on adult (1M1974RAD) and pediatric (1M765RAD) X-ray typodonts.

Part No:  
1MISO



## *Screws – 0/80 x 11/32*

For all 1560 Series teeth,  
and non-molar 860 Series teeth.

Part No:  
36632



## *Screws – 2/56 x 3/8*

For 860 Series molars,  
#1-3, #14-19, and #30-32 teeth.

Part No:  
32177



## *Screw Driver #1 Phillips Head*

Part No:  
1MISPSD



All manikins and Columbia Dentofrom typodonts are compatible with any mount below.

## *Heavy-Duty Bench Mount with Large Ball Joint*

Great for high usage situations such as schools. Tightening handle works like a ratchet for tight areas. (16" Long Rod).

Part No:  
1KM5BJ



## *Chair Mount with Heavy-Duty Ball Joint*

Easily mounts to chair headrest.

Part No:  
1KM1R10



## *Small Bench Mount with Universal Ball Joint*

Excellent for student practice; portable. (11" Long Rod).


Part No:  
1KM81



## *Chair Mount with Small Ball Joint*

Easily mounts to chair headrest.

Part No:  
1KM1R10SB



## *Small Table-Top Stand with Universal Ball Joint*

Part No:  
1KTM81

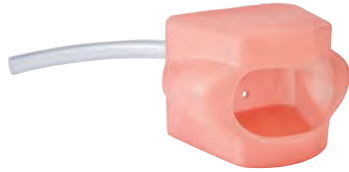


# Accessories

## ORAL Cavity Cover (with drain tube)

For use with 860 and 1560 Series articulated typodonts.

Part No:  
1KTHA-DT



## ORAL Cavity Cover (no drain tube)

For use with 860 and 1560 Series articulated typodonts.

Part No:  
1KTHA



## Tongue

For use with X-ray, 860 & 1560 adult series typodonts.

Part No:  
1KTG3



## Latex Throat

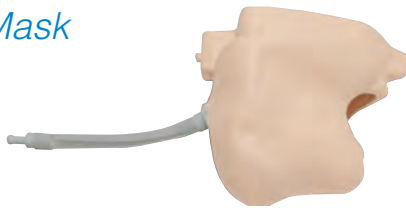
For use with 860 and 1560 Series articulated typodonts.

Part No:  
1KTH2



## Drainage Mask

Part No:  
1KDM1



## Synthetic Calculus

To be applied to typodonts for practice scaling/cleaning teeth.

Part No:  
1MISCAL2



## Tooth Carving Manual by Dr. Henry Linek

Demonstrates ideal tooth forms, and procedures for carving crowns, and roots into suitable material such as wax, plaster, or soap.



Part No: 1MISTCM49

## Wax Carving Blocks

Used with adult and pediatric universal manikins.

CB-12 Wax Carving Blocks, 1/2" x 1/2" x 1-1/2", box of 20

Part No: 1MISCB12

CB-13 Wax Carving Blocks, 5/8" x 5/8" x 1-1/2", box of 10

Part No: 1MISCB13



## Ivorine® Carving Blocks

CB-2 Ivorine Carving Block, 1/2" X 1/2" X 5"

Part No: 1MISCB2

CB-3 Ivorine® Carving Block, 5/8" X 5/8" X 5"

Part No: 1MISCB3




CB-2 Carving Block



CB-3 Carving Block

## SED-KIT

Articulated Sectional Endo Kit includes: 1 articulated sectioned typodont with six sextants, 2 rapid set resins, 1 apical putty, 1 x-ray holder, and 4 mixing tips.



### Part Number

1MASED-KIT	SED-Kit with Articulated Model (shown above)
1MASED	Articulated Sectional Endo Typodont
1MJASEDMXA	Maxillary-Anterior Endo Sextant
1MJASEDMXRP	Maxillary-Right Posterior Endo Sextant
1MJASEDMXLP	Maxillary-Left Posterior Endo Sextant
1MJASEDMNLP	Mandibular-Left Posterior Endo Sextant
1MJASEDMNRP	Mandibular-Right Posterior Endo Sextant
1MJASEDMNA	Mandibular-Anterior Endo Sextant
1MISPUTTY	Apical Putty (Mix with Rapid Setting Fixing Resin)
1MISRESIN	Rapid Setting Fixing Resin (Mix with Apical Putty)
1MISXRA	X-Ray Adaptor
1MISNOZZLE	SED Mixing Nozzle Tips (pack of 4)
1MJASED-KIT	SED-Kit with non-Articulated Model

## *Canine Typodonts*

### *Canis Exemplar Typodont*

Clear Articulated Canine Typodont with Natural Root Teeth.

Part No:  
1DGD



### *Canis Exemplar Typodont*

Articulated Canine Typodont with Natural Root Teeth and Gingival Facing.

Part No:  
1DGDG



### *Canis Exemplar X-Ray Typodont*

Articulated Canine Typodont with Radio-Opaque Natural Removable Root Teeth.

Part No:  
1DGD<sub>X</sub>



## *Feline Typodonts*

### *Catus Exemplar Typodont*

Clear Articulated Feline Typodont with Natural Root Teeth.

Part No:  
1CTD



### *Catus Exemplar Typodont*

Articulated Feline Typodont with Natural Root Teeth and Gingival Facing.

Part No:  
1CTDG



### *Catus Exemplar X-Ray Typodont*

Articulated Feline Typodont with Radio-Opaque Natural Removable Root Teeth.

Part No:  
1CTD<sub>X</sub>



**All *Canis* and *Catus* teeth are replaceable.**



*Columbia Dentoform*  
1816 Colonial Village Lane  
Lancaster, PA 17601

866.DTE.INFO (866.383.4636)  
717.291.5699

[DENTALEZ.COM](http://DENTALEZ.COM)

For all orders and/or questions please  
call our Customer Experience Representatives  
at 866.DTE.INFO, or email customer service at  
[Columbiaorders@dentalez.com](mailto:Columbiaorders@dentalez.com)

©2025 Columbia Dentoform Corporation. All rights  
reserved. DENTALEZ is a registered trademark of  
DENTALEZ, Inc. Dentoform and Ivorine are registered  
trademarks of Columbia Dentoform Corporation.

05/02/2025